

**Mopec**

# *Maestro Encore*

GROSSING STATION



EQUIP YOUR PATHOLOGY LABORATORY WITH  
**THE SAFEST & MOST ADVANCED GROSSING STATION**



## Elevating Pathology for Over 30 Years

At Mopec Group, our passion lies in elevating pathology through innovation. As leaders in the field, we provide products that support an optimized workflow and streamlined processes, enhancing user and patient safety. Our focus on seamless integration creates an ecosystem that optimizes workflows and streamlines processes, offering a world of efficiency and precision.

Leave behind pathology environments without the user in mind; With Mopec Group, you gain solutions that optimize pathology workflows, simplify photography and specimen tracking, and prioritize both user and patient safety, providing not just tools but also peace of mind to push the boundaries of your lab's capabilities. Choosing Mopec Group is an investment in the future of pathology, where every product signifies a commitment to innovation and collaboration.

From our beginnings, we have been proudly developing, designing, and manufacturing in the USA. We are the leading experts on anatomic and forensic pathology equipment and workflow. For over thirty years, we've been working hand-in-hand with pathology professionals, developing systems and solutions that facilitate safer gross examinations. As anatomic pathology has evolved, Mopec Group has been at the forefront, getting feedback, improving design, and solving problems. **We are innovators. We are collaborators. We are growing.**

## Our Mission

*To empower pathology and anatomy professionals with the leading platform of products and solutions for the advancement of diagnostic accuracy, safety, research, education, and the treatment of disease.*

**MOPEC**  
GROUP

Safety Meets Flexibility  
to Optimize Workflow



## Mopec Maestro® *Encore*™ Grossing Station

Mopec understands that each pathology professional has their own workspace preferences, and each laboratory holds their own safety, ergonomic and workflow requirements. With the Maestro Encore's distinctive Ensemble Pegboard™ design, Integrated PathCam® 24.1 MP Imaging Hardware, Patented SafeDraft™ Ventilation Technology, adjustable height and lighting, every station can be configured to suit each individual. Every Mopec Maestro Encore is TÜV Certified to guarantee compliance with safety standards.

### STANDARD FEATURES

Every Maestro comes with the following included:

- U.S.A. Stainless steel construction
- TÜV Rheinland Certification
- Integrated PathCam® 24.1 MP Imaging Hardware  
Powered by Canon
- 60 Day Free Trial PathCam® Digital Pathology Software
- OrchestraOS 2.0 touchscreen control panel & alert system
- Air flow detection with backdraft alert monitoring system
- Adjustable lighting
- Building Management System alert integration
- Ergonomic Elevating, Non-Elevating, and Countertop Platforms available
- Standard water faucet with hot & cold mixing-flow control
- Patented SafeDraft™ Ventilation Technology
- Integrated Air Filtration System to prevent dust & debris
- Backdraft ventilation
- Dual 8" duct stubs for in-house ventilation
- Hot/Cold Hand Sprayer
- Ergorail™ Track for mounting of monitor & keyboard arms
- Mopec Ensemble Pegboard™ accessory system
- Two GFCI & two USB receptacles, one each with continuous power
- Sliding work surface with interchangeable workflow components
- One sliding work surface perforated grid plate
- One sliding work surface white dissecting board
- Two wire ports for cord management
- 1/2 Hp. disposal for units with standard depth sinks
- Magnetic instrument bar
- One large and one small organizer bin
- Seismic anchoring points



Build Your Maestro Encore Grossing Station

SCAN QR CODE OR VISIT [MOPEC.COM/MAESTRO](https://mopec.com/maestro)





## Revolutionizing Pathology Workflows Together

ADVANCING DIAGNOSTIC PRECISION WITH INTEGRATED DIGITAL SOLUTIONS



FDA Registered  
Products



36+ International &  
US Patents



Top 3 Digital  
Pathology Systems



2024 Winner  
Science & Technology



Used Globally on  
5 Continents

## Transforming the Grossing Station into the Pathology Command Center

Building on the advanced capabilities of the Maestro® Encore grossing station, Mopec has partnered with Lumea to take specimen handling one step further. By integrating Lumea's BxCamera® directly into the Mopec Maestro Encore, labs can now capture high-resolution, AI-assisted imaging of small specimens directly at the point of specimen preparation.

This integration supports faster, more consistent documentation and opens the door to smarter workflows. The BxCamera's imaging capabilities are optimized for precision, helping standardize grossing.

### WHY THIS PARTNERSHIP MATTERS

#### Integrated AI Imaging

Adds small-specimen AI-assisted digital imaging to Mopec's already advanced imaging platform.

#### Diagnostic Consistency

More accurate measurement at the first touchpoint to ensure better documentation and accuracy.

#### Improved Patient Outcomes

Better tools and advanced automation enable faster, more accurate diagnoses, and enhanced efficiency.

### WHEN THIS INTEGRATION IS AVAILABLE

Lumea Integration becomes an available addition to Mopec Maestro Encore Grossing Station October 1, 2025. This Integration will become standard January 1, 2026.



Learn More About This Partnership

SCAN QR CODE FOR MORE INFORMATION OR VISIT OUR BLOG POST: [MOPEC.COM/LUMEA](https://mopec.com/lumea)



## Experience Integrated Digital Pathology with *PathCam*®

The Mopec Maestro Encore's integrated PathCam hardware means digital pathology in the gross room is no longer an afterthought. The Encore's 24.1 MP imaging hardware powered by Canon® is integrated directly into the hood of the grossing station. This integration ensures full lighting capabilities from the Encore's built-in adjustable LED lights and prevents blockages and shadowing that takes place with aftermarket mounted alternatives.

In addition to features such as automated image enhancement, seamless integration with laboratory information systems (LIS), and advanced annotation capabilities, Mopec *PathCam*® is designed to integrate smoothly with Epic, the leading Electronic Health Record (EHR) system. This integration allows for seamless data exchange between PathCam's advanced imaging functions and Epic's robust patient records management. By connecting PathCam with Epic, healthcare providers can enhance their workflow, ensuring that high-quality imaging data is easily accessible within the patient's electronic health record, thereby supporting more efficient and accurate patient care.

Mopec *PathCam*® places paramount importance on data security & patient privacy. Our system has successfully undergone rigorous security assessments to ensure robust protection against unauthorized access and data breaches. We adhere to the latest and highest standards of security regulations, including HIPAA in the United States and similar frameworks globally. This dedication to privacy and security has earned Mopec *PathCam*® approval from the United States Department of Veteran's Affairs.



U.S. Department  
of Veterans Affairs

Mopec *PathCam*® is the only logical choice for digital pathology imaging. Every Mopec Encore includes a free 60-day trial of the Mopec *PathCam*® Digital Pathology Software.

### TAILORED TO YOUR SPECIFIC NEEDS



Camera  
Choice



Hands-Free  
Options



Computer &  
Monitor Choice



Installation &  
Optional Services



Additional  
Licenses



## A SOLUTION FOR EVERY LABORATORY

### Elevating Grossing Station

The Maestro Encore Elevating Grossing Station provides the highest level of ergonomic support to accommodate users of varying heights, differing workspace preferences, and laboratory safety, ergonomic, and workflow requirements. Prevent workplace injuries and increase comfortability for your staff with the press of a button.



## ADVANCED TECHNOLOGY

### Redesigned Easy-To-Use Touchscreen Interface

The Maestro Encore's new OrchestraOS features configurable notifications & alerts for everything from reduced airflow to low formalin levels and filter replacements to keep safety top of mind.

### Built-In Air Flow Monitoring

Every Maestro Encore is backdrafted with built-in air flow monitoring to ensure formalin fumes are always being pulled away from the work surface.

## UNMATCHED VENTILATION

### Patented SafeDraft™ Ventilation Technology

This patented, on-demand technology pushes air from the front of the cutting surface through the back of the area, creating a laminar flow pattern, protecting from formalin exposure.

### Integrated Air Filtration System

This system prevents accumulation of dust and debris within the unit, enhancing user safety and allows the patented SafeDraft™ Ventilation Technology to perform at its optimal level.



## CONFIGURE YOUR WORKSPACE

### Pegboard Wings

Optional Ensemble Pegboard Wings create additional workspace out of thin air! Adjustable by 90°, wings can increase and improve workflow without increasing the footprint of the grossing station.

### Options

Drawers? Shelves? Lights? Magnifying lenses? The Maestro Encore's shelf space can be configured to the specific needs of any laboratory.



## SIMPLIFICATION WITHOUT SACRIFICING SAFETY

### Countertop and Non-Elevating Grossing Stations

The Maestro Encore Countertop Grossing Station is a convenient option for laboratories with limited space. Note that Countertop stations with a sink will require a cutout in your existing countertop. For those looking for a non-elevating, free-standing station, an optional leg frame (#MB1030) is available.



## MAXIMIZE GROSSING EFFICIENCY

### Available in Three Convenient Sizes

The Maestro Encore is available in three standard widths, 4-foot, 5-foot, and 6-foot, to ensure the maximum amount of grossing space depending on laboratory space and workflow demands.

### Work Surface Options

The Maestro Encore has four work surface options, a right-handed sink, left-handed sink, shelf-level mini center sink, and a dry no-sink model. The sliding work surface design allows for a variety of workflows combined with easy cleanability.



## HANDS-FREE WATER CONTROLS

### Foot Pedal & Infrared Control

Water can be controlled using infrared, foot pedal, or the standard mixing valve. Optional end-rinse and hand sprayer systems can be added to provide even more flow and cleanability.

### Touchscreen Timer Control

Easy-to-use touchscreen technology allows you to set the water runtime to a specific number of settings. This prevents the need to continuously trigger infrared or hold down the foot pedal control.

## COMPLETE FORMALIN MANAGEMENT

### Formalin Dispensing & Collection

Optional splatter-free formalin dispensing and fume-free formalin collection systems keep formalin safety within reach.

### Formaway™ Neutralizing Products

Reduce formalin vapors and exposure with Mopec Formaway™ Formalin Neutralizing Pads, Powder, and Pellets.





## Increased Airflow for Safer Grossing with Mopec's Patented SafeDraft™ Ventilation Technology

Every Maestro Encore Grossing Station includes the patented SafeDraft™ Ventilation Technology. SafeDraft™ ventilation creates a laminar flow pattern designed to increase safety at the grossing station by ensuring air flows in a uniform direction with support to the backdraft system, helping to maintain a clean work environment and significantly reduce exposure to formalin fumes.

### HOW SAFEDRAFT™ VENTILATION TECHNOLOGY WORKS

The SafeDraft™ fans quietly draw in air from the front of the grossing station. This air is blown directly over the worksurface from front to back through a series of small openings that run along the entire front of cutting area elevated approximately 6mm over the dissecting board. This additional flow of air captures the heavier fumes & particles and pushes them toward the already flowing backdraft of the station. This additional push reduces the dependency on the strength of backdraft airflow and can help compensate for potential intermittent fluctuation in flow. The SafeDraft system can also be easily turned on/off if necessary via the Maestro Encore touchscreen.

## Every Maestro Encore is Now Fitted With Mopec's Integrated Air Filtration System Further Reducing Formalin Exposure

The Maestro Encore Integrated Air Filtration System sets new safety standards for grossing stations. This system protects Pathologists' Assistants from dangerous formalin exposure by helping to ensure consistent airflow throughout the grossing station. By preventing the accumulation of dust and debris within the unit, filters enhance user safety and allow the backdraft and patented SafeDraft™ Ventilation Technology to perform at its optimal level.




*View of unfiltered grossing station vent duct with no integrated air filtration system.*

### BENEFITS OF INTEGRATED AIR FILTRATION

The duct of the grossing station plays one of the most vital roles in protecting you from formalin exposure. When neglected, the air duct may accumulate dust particles, pollen, mold, and other debris. Once dust particles and other debris accumulate beyond a certain level within the ductwork, they impede airflow. The integrated air filtration system prevents this accumulation of dust and debris within the unit, safeguarding the continuous airflow performance crucial for protection in the laboratory.





## Configure Your Workspace with Options & Accessories

Designed to be configured with the needs of your laboratory, the Maestro Encore provides a platform of optional configurations and accessories to improve workplace ergonomics and productivity. Below are some of the most popular features added by our customers.

### INTEGRATED OPTIONS

Upgrades to ensure productive workflow

SKU	DESCRIPTION
AX031L / R	Pegboard Wings
AX032	Column, Keyboard Mount
AX033	CPU Mount
AX034	Column, Monitor Arm
AX039	Writing Ledge
AX060L / R	Vented Trash Can on Wheels
AX070	Column, Monitor and Keyboard Mount
AX073L / R	Cassette Labeling Shelf for On-Demand Printing
AX081	Single Gooseneck LED Task Light
AX082	Dual Gooseneck LED Task Light
AX096	Small Drawer
AX097	Small Instrument Drawer
AX098	Large Drawer
AX124L / R	Work Surface Safety Sash
AX265	PathCam <sup>HD</sup> Live Streaming Camera
MB1012	End Rinse
MB1023	Cabinet Doors Below Countertop
MB1040	Formalin Dispensing
MB1041	Formalin Collection
MB1046	Foot Pedal Water Controls
MB1047	Infrared Water Controls

### ENSEMBLE PEGBOARD ACCESSORIES

Additions for an enhanced workspace

SKU	DESCRIPTION
AX001	Pegboard Monitor Mount
AX002	Requisition Form Holder
AX003	Ticket Holder
AX004	Marking Dye Holder
AX006	14" Pegboard Shelf
AX008	Pegboard Small Bin
AX010	Pegboard Large Bin
AX011	Single Glove and Paper Towel Bin Holder
AX012	Double Glove and Paper Towel Holder
AX013	Triple Glove and Paper Towel Bin Holder
AX014	Quad Glove and Paper Towel Bin Holder
AX015	Magnetic Tool Bar
AX017	Barcode Holster
AX018	Face Shield Holster
AX019	Safety Glasses Holster
AX020	Wipe Dispenser
AX049	Light Bar
AX071	Dictation Stand
AX072	7" Pegboard Shelf

# Anatomic Pathology Tools & Consumables

Explore Mopec's comprehensive range of mission-critical consumables designed to support every stage of anatomic pathology, from grossing to diagnosis. As a leading manufacturer and distributor, Mopec delivers top-quality products essential for your laboratory needs.



## FORMALIN

Mopec Formalin is a 10% neutral buffered formalin used as a general purpose fixative for tissues. While Mopec formalin penetrates quickly, it fixes slowly. No other dilution or addition of other agents is necessary. Available in prefilled specimen containers or large, bulk containers.



## FORMAWAY FORMALIN NEUTRALIZER PRODUCTS

Significantly reduce formalin vapors and keep your workers safe when you use Mopec Formaway Formalin Neutralizing Products! This line of products includes Formaway Formalin Neutralizing Absorbent Pads, Formaway Formalin Neutralizing Powder, and Formaway Green Liquid Formalin Neutralizer.



## DISSECTION INSTRUMENTS

Mopec offers a wide variety of dissection instruments, including scissors, forceps, saws, probes, and more for those in the pathology, histology, mortuary, and necropsy industries. Whether you're looking to buy standard or premium grade, stainless steel or titanium, ergonomic or specialty items, Mopec instruments are always of the highest quality.



## SCALPELS & KNIVES

Reduce your risk to injury and infectious diseases with Mopec scalpels and knives. This line includes scalpel handles, scalpel blades, and knives in various sizes and materials. Mopec scalpels and knives are designed to keep your employees safe and fit the needs of your lab.



## HARMONY TISSUE MARKING DYE & SPRAY

Mopec's range of Harmony dyes are used to permanently mark surgical tissue margins in Histological specimens. Marking dyes are available in 9 colors, with a standardized viscosity over the range. Melody is a quick drying fixative spray that forms a protective layer on the marked surface while still allowing the tissue processing reagents to penetrate the tissue. Amplify is a fixative spray that modifies the surface of challenging specimens to aid the adhesion of Harmony dyes.



## CLEANING & MAINTENANCE TOOLKIT

Mopec's grossing toolkits have been created with the expertise and experience of Pathologists' Assistants to address the basic needs in every gross room. Keep your grossing station like new with Mopec's cleaning & maintenance toolkit. This toolkit comes complete with all of the items you need to properly care for your Mopec Maestro® Encore and your Mopec dissection instruments.



### BIOPSY BAGS

Ensure unrestricted fluid movement around tissue with Mopec Premium Biopsy Bags. Easy to open and available in two convenient sizes, you'll find our nylon mesh biopsy bags are the optimal solution for protecting specimens during tissue processing.

- Specimen Control: Reducing "the trampoline effect"
- Efficient Packaging: Stacked and oriented in the same direction
- Multiple Filament Design: Easy to grab and easier to open



### TISSUE CASSETTES

Designed to meet the needs and requirements of our customers, our line of Mopec Cassettes are compatible with a wide range of tissue cassette printers. Use our Tissue Cassette Selection Tool to choose your preferred lid style, cassette type, packaging, and color to fit your exact tissue printer.



### SAFETY AND GENERAL LAB

Keep your employees and your laboratory safe and clean with Mopec's line of general lab and safety consumables. This line includes personal protective equipment, cleaners and disinfectants, the MAXAIR CAPR System, and Scalpel Blade Removers. The Clicksmart BladeFlask EVO can accommodate all types of scalpel handles and blades including large autopsy scalpels, thick and round handles, and hexagonal shaped versions.



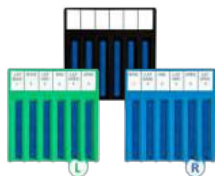
## Shop All Anatomic Pathology Tools & Consumables

SCAN QR CODE OR VISIT [MOPEC.COM/SUPPLIES](https://mopec.com/supplies)

## Lumea™ Consumables Available Exclusively From Mopec




Preserve tissue quality and increase tissue yield on glass slides to ensure the best possible diagnosis for patients by utilizing pre-analytical tissue-handling devices for the clinic and lab that ensures the best possible diagnosis.



### BXBOARD®

The BxBoard, Lumea's tissue collection and transport device, is the ideal replacement for formaldehyde bottles to solve all these issues, make life easier for surgery centers and lab staff, and significantly advance the quality of patient care. Choose from a variety of combinations of BxBoards to best fit your lab's needs.



### BXCHIP®

The BxChip, a biomimetic organic polymer, is specifically designed to securely hold and preserve up to 6, 16-18g needle-core biopsies on a level plane during fixation. The chip ensures consistent orientation throughout lab processing and a better chance of a full face on tissue on the final side.



## Shop All Lumea™ Consumables

SCAN QR CODE TO SHOP ALL LUMEA™ CONSUMABLES

AVAILABLE FROM  
**Mopec**



# Why Choose the Mopec Maestro *Encore*®?

Mopec is elevating pathology with the most advanced platform of equipment and supplies for an integrated ecosystem to optimize pathology workflows, specimen tracking, and user safety.

## ELEVATING PATHOLOGY

At Mopec, we're not just supplying equipment; we're raising the standard of care in laboratories.

## ADVANCED & CONFIGURABLE

A suite of solutions that adapts to your lab's needs. Our advanced platform is as flexible as it is powerful, designed to grow with your lab.

## INTEGRATED ECOSYSTEM

Our equipment is designed for integration of ancillary equipment and is the launching point for digital pathology tools and AI assistance.

## OPTIMIZED PATHOLOGY WORKFLOW

Our tools are tailored to streamline your lab's workflow, cutting through complexity to deliver a smoother, faster, and more reliable grossing process.

## IMPROVED SPECIMEN TRACKING

With the integration of tools for on-demand cassette printing, digital photography, and AI, you can track every specimen with unmatched precision.

## ENSURE USER SAFETY

Our equipment meets the highest safety standards, protecting users from formalin exposure and workplace injuries as they advance the field of pathology.



DESIGN YOUR OWN MOPEC  
MAESTRO ONLINE AT  
**MOPEC.COM/MAESTRO**



**Mopec**  
ELEVATING PATHOLOGY

www.mopec.com  
800.362.8491  
800 Tech Row  
Madison Heights, MI 48071